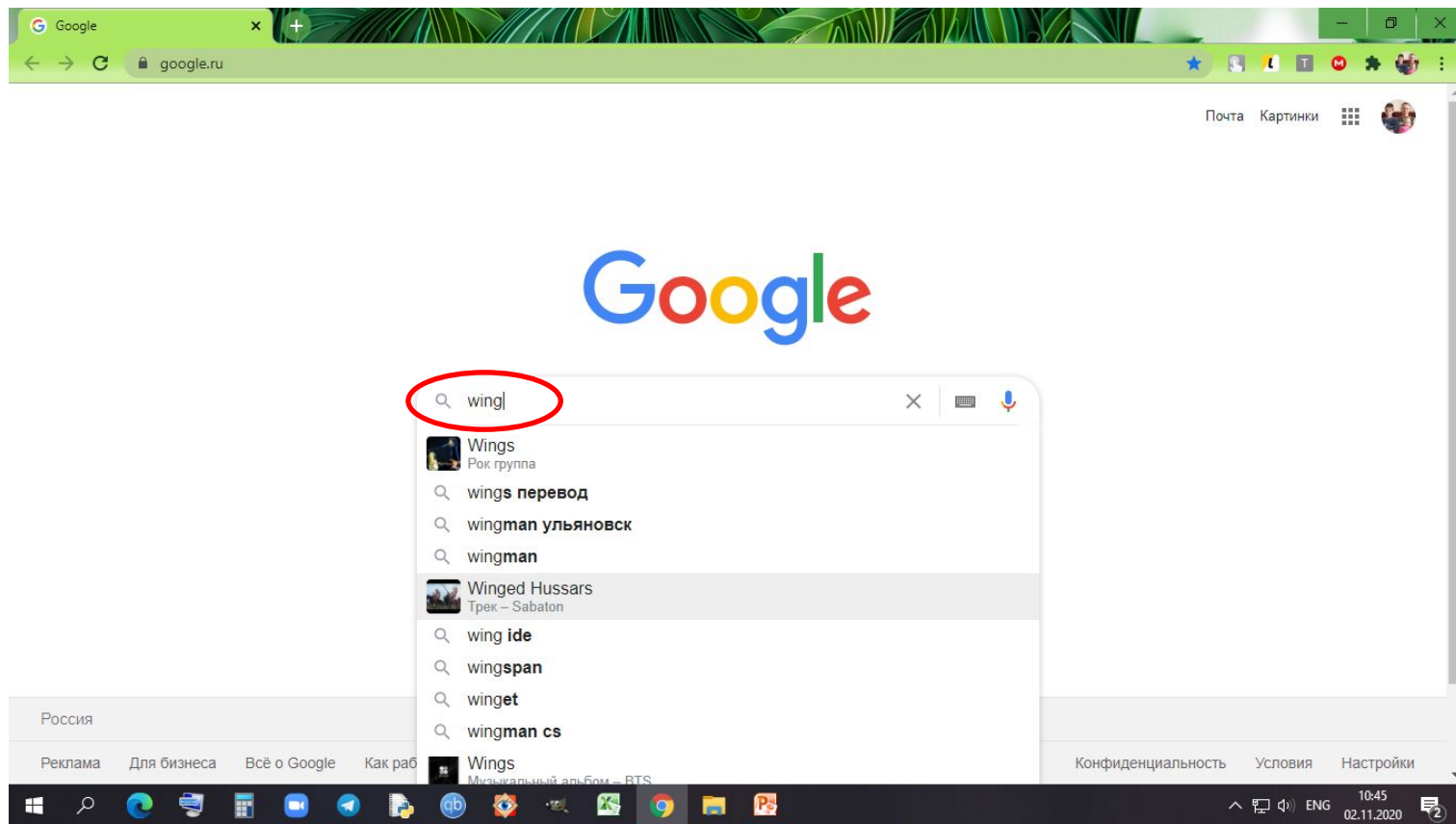


## Установка Wing Personal (на примере версии 7.2.6) на компьютер под управлением операционной системы Windows

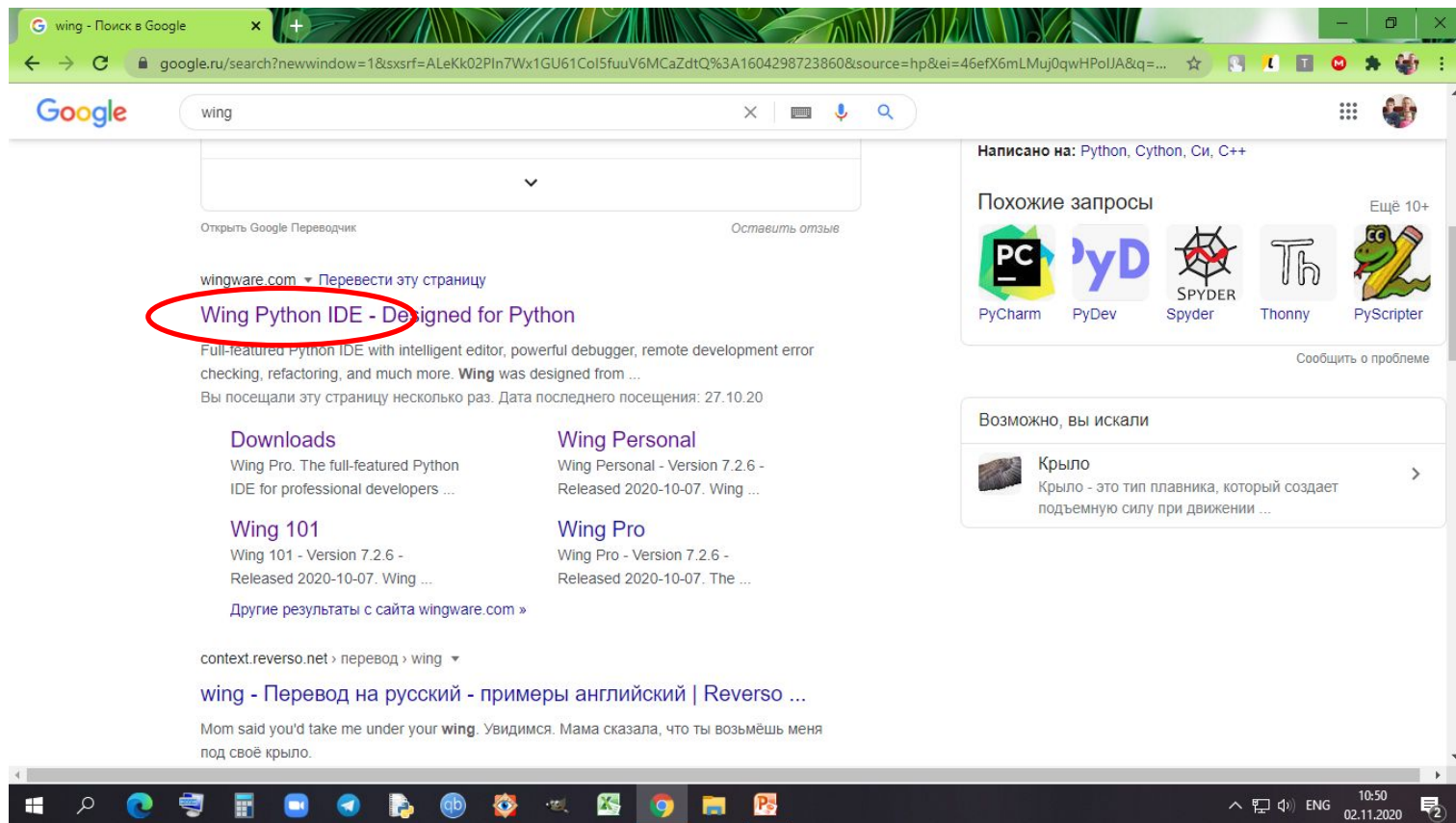


Для работы устанавливается актуальная (текущая, последняя, предлагаемая разработчиком в настоящее время) версия

В строке поисковой системы (Google или иной) набрать слово **wing** и нажать **Enter**



В появившемся списке выбрать ссылку перехода на сайт <https://wingware.com/>



Перейти на сайт **wingware.com**

The image shows a web browser window displaying the Wingware website. The browser's address bar shows 'wingware.com' with a red circle around it. The website features the 'WING PYTHON IDE' logo, a large feather graphic, and testimonials from Clinton De Young and Joshua J. Kugler. A 'TRY WING PRO' button is visible. Below the main content, there is a 'Get More Done' section with text about the IDE's features. An inset image shows the Wing Python IDE interface, displaying a code editor with Python code and a file explorer on the right.

wing - Поиск в Google Wing Python IDE - Designed for wingware.com

Wingware About Download Support Pricing Contact

# WING PYTHON IDE

THE INTELLIGENT DEVELOPMENT ENVIRONMENT FOR PYTHON

Wing Python IDE was designed from the ground up for Python, to bring you a more productive development experience.

[TRY WING PRO](#)

Current version: [7.2.6](#) | Early access: [8.0.0.0](#) (alpha)

[Testimonials & Reviews](#)  
[Why Wing Pro?](#)

**Get More Done**

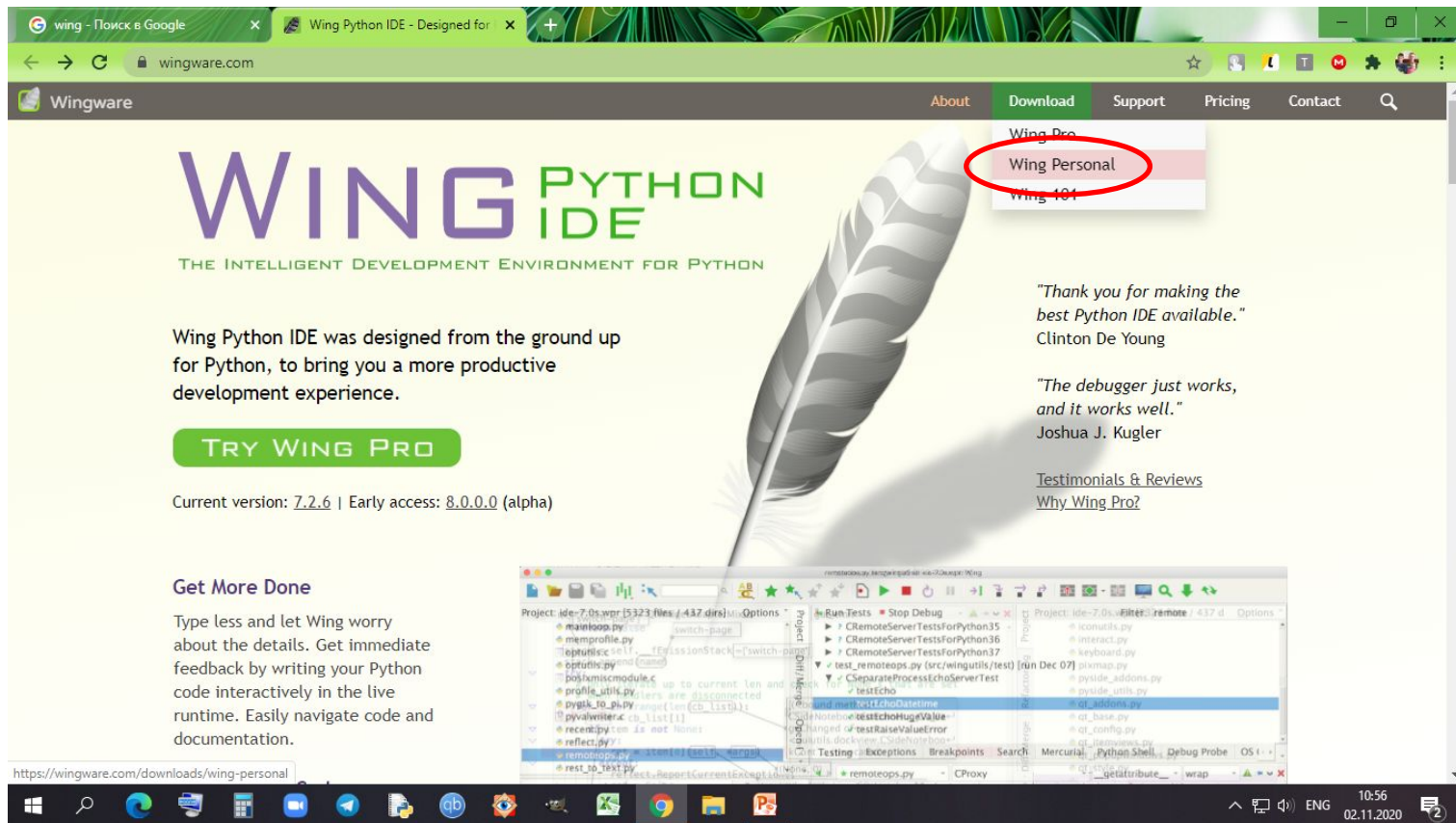
Type less and let Wing worry about the details. Get immediate feedback by writing your Python code interactively in the live runtime. Easily navigate code and documentation.

```
dockview.py | C:\NotebookContainer | _CB_PageChanged
split_w = self._f0tkSplitWidgets[split]
return split_w.get_children()[0]

def __CB_PageChangedAfter(self, notebook, ignore, pos):
    """Called after a new page is selected in a notebook"""
    self._EnsurePageFocus(notebook2)
    self.emit('title-changed')

def __CB_PageChanged(self, notebook, ignore, pos):
    """Called when a new page is selected in a notebook"""
    # Get page for given notebook/tab number. Ignore any that are not
```

Перейти в раздел Downloads -> Wing Personal



The screenshot shows the Wingware website in a web browser. The browser's address bar displays 'wingware.com'. The website's navigation bar includes links for 'About', 'Download', 'Support', 'Pricing', and 'Contact'. The 'Download' menu is open, showing three options: 'Wing Pro', 'Wing Personal' (highlighted with a red circle), and 'Wing 101'. The main content area features the 'WING PYTHON IDE' logo, the tagline 'THE INTELLIGENT DEVELOPMENT ENVIRONMENT FOR PYTHON', and a large feather graphic. Text on the page describes the IDE's design and includes testimonials from Clinton De Young and Joshua J. Kugler. A 'TRY WING PRO' button is visible. At the bottom, there is a 'Get More Done' section with a link to 'https://wingware.com/downloads/wing-personal'. An inset image shows the Wing Python IDE interface with a project named 'ide-7.0s.wpr' and various code files.

Wingware

About Download Support Pricing Contact

WING PYTHON IDE

THE INTELLIGENT DEVELOPMENT ENVIRONMENT FOR PYTHON

Wing Python IDE was designed from the ground up for Python, to bring you a more productive development experience.

[TRY WING PRO](#)

Current version: [7.2.6](#) | Early access: [8.0.0.0](#) (alpha)

[Get More Done](#)

Type less and let Wing worry about the details. Get immediate feedback by writing your Python code interactively in the live runtime. Easily navigate code and documentation.

<https://wingware.com/downloads/wing-personal>

Testimonials & Reviews  
[Why Wing Pro?](#)

"Thank you for making the best Python IDE available."  
Clinton De Young

"The debugger just works, and it works well."  
Joshua J. Kugler

Дальнейшие действия описываются на примере версии **Wing Personal 7.2.6** для **Windows**

wing - Поиск в Google x Download Wing Personal v. 7.2.6 x

wingware.com/downloads/wing-personal

Wingware About Download Support Pricing Contact

# WING PYTHON IDE

THE INTELLIGENT DEVELOPMENT ENVIRONMENT FOR PYTHON

## Wing Personal - Version 7.2.6 - Released 2020-10-07

Wing Personal is a free Python IDE designed for students and hobbyists. It omits many features found in Wing Pro. [Compare Products](#)

Wing Personal is free to use for any purpose and does not require a license to run.

- Tutorial
- Quick Start Guide
- What's New

**Other OSes:** [OS X](#) [Linux 64-bit](#)

**Other Versions:** [8.0.0.0-alpha](#) [7.1.3](#) [7.0.4](#) [6.1.5](#) [5.1.12](#) [4.1.14](#) [3.2.13](#) [all versions](#)

**Other Products:** [Wing Pro](#) [Wing 101](#) — [Compare Product Features](#)

### Download Wing Personal:

**Windows Installer**  
32-bit and 64-bit

SHA1: c232abfde132ee430f88b359ec79044178be7154

**Windows Zip File**  
32-bit and 64-bit

SHA1: 888452a79f38095734ccf5445e05838861ee74fb

[Supported OSes](#)  
[Supported Python Versions](#)  
[Change Log](#)

Quickstart	<a href="#">HTML</a>	<a href="#">US Letter</a>	<a href="#">A4</a>
Tutorial	<a href="#">HTML</a>	<a href="#">US Letter</a>	<a href="#">A4</a>
Manual	<a href="#">HTML</a>	<a href="#">US Letter</a>	<a href="#">A4</a>

10:59 02.11.2020 ENG



Нажать кнопку **Windows Installer** и скачать установочный файл

The screenshot shows the Wingware website's download page for Wing Personal v. 7.2.6. The page features the Wing Python IDE logo and navigation links. The main content area describes the software and provides download options. The 'Windows Installer' button is highlighted with a red circle.

Wingware

About Download Support Pricing Contact

# WING PYTHON IDE

THE INTELLIGENT DEVELOPMENT ENVIRONMENT FOR PYTHON

## Wing Personal - Version 7.2.6 - Released 2020-10-07

Wing Personal is a free Python IDE designed for students and hobbyists. It omits many features found in Wing Pro. [Compare Products](#)

Wing Personal is free to use for any purpose and does not require a license to run.

- Tutorial
- Quick Start Guide
- What's New

**Other OSes:** [OS X](#) [Linux 64-bit](#)

**Other Versions:** [8.0.0.0-alpha](#) [7.1.3](#) [7.0.4](#) [6.1.5](#) [5.1.12](#) [4.1.14](#) [3.2.13](#) [all versions](#)

**Other Products:** [Wing Pro](#) [Wing 101](#) — [Compare Product Features](#)

### Download Wing Personal:

**Windows Installer**  
32-bit and 64-bit

SHA1: c232abfde132ee430f88b359ec79044178be7154

**Windows Zip File**  
32-bit and 64-bit

SHA1: 888452a79f38095734ccf5445e05838861ee74fb

[Supported OSes](#)  
[Supported Python Versions](#)  
[Change Log](#)

Quickstart	<a href="#">HTML</a>	<a href="#">US Letter</a>	<a href="#">A4</a>
Tutorial	<a href="#">HTML</a>	<a href="#">US Letter</a>	<a href="#">A4</a>
Manual	<a href="#">HTML</a>	<a href="#">US Letter</a>	<a href="#">A4</a>

10:59 02.11.2020 ENG

# Дождаться окончания загрузки установочного файла wing-personal-7.2.6.0.exe

The screenshot shows a web browser window displaying the Wingware website. The page features the Wing Python IDE logo and a message: "Thanks for Downloading Wing!". Below this, it states: "Wing Pro is a full-featured Python IDE for professional developers. A free 30-day trial divided into three 10-day periods can be activated when Wing Pro is launched." There is a section for "Get Helpful Hints" with a subscription form. At the bottom of the browser window, a download bar shows the file "wing-personal-7.2.6.0.exe" (3.1/55.7 MB, Осталось 1 мин.) with a red circle around it. In the background, a Windows taskbar is visible with various application icons.

wing - Поиск в Google

Wing Python IDE - Designed for

wingware.com/get&prod=wing-personal&target=pub/wing-personal/7.2.6.0/wing-personal-7.2.6.0.exe

Wingware

About Download Support Pricing Contact

# WING PYTHON IDE

THE INTELLIGENT DEVELOPMENT ENVIRONMENT FOR PYTHON

## Thanks for Downloading Wing!

Wing Pro is a full-featured Python IDE for professional developers. A **free 30-day trial** divided into three 10-day periods can be activated when Wing Pro is launched.

### Get Helpful Hints

Subscribe to receive tips, tricks, and helpful hints for Wing about once per week:

Email:

You can unsubscribe any time, and your email address is never used for anything else.

wing-personal-7.2.6.0.exe  
3.1/55.7 MB, Осталось 1 мин.

Покать все



После окончания загрузки запустить установочный файл **wing-personal-7.2.6.0.exe**

The screenshot shows a web browser window displaying the Wingware website. The page features the Wing Python IDE logo and a message: "Thanks for Downloading Wing!". Below this, it states: "Wing Pro is a full-featured Python IDE for professional developers. A free 30-day trial divided into three 10-day periods can be activated when Wing Pro is launched." There is a section for "Get Helpful Hints" with a subscription form. At the bottom of the browser window, the Windows taskbar is visible, showing the downloaded file "wing-personal-7.2.....exe" in the taskbar area, which is circled in red. The taskbar also shows various application icons and the system clock indicating 11:08 on 02.11.2020.

wing - Поиск в Google

Wing Python IDE - Designed for

wingware.com/get&prod=wing-personal&target=pub/wing-personal/7.2.6.0/wing-personal-7.2.6.0.exe

Wingware

About Download Support Pricing Contact

# WING PYTHON IDE

THE INTELLIGENT DEVELOPMENT ENVIRONMENT FOR PYTHON

## Thanks for Downloading Wing!

Wing Pro is a full-featured Python IDE for professional developers. A **free 30-day trial** divided into three 10-day periods can be activated when Wing Pro is launched.

### Get Helpful Hints

Subscribe to receive tips, tricks, and helpful hints for Wing about once per week:

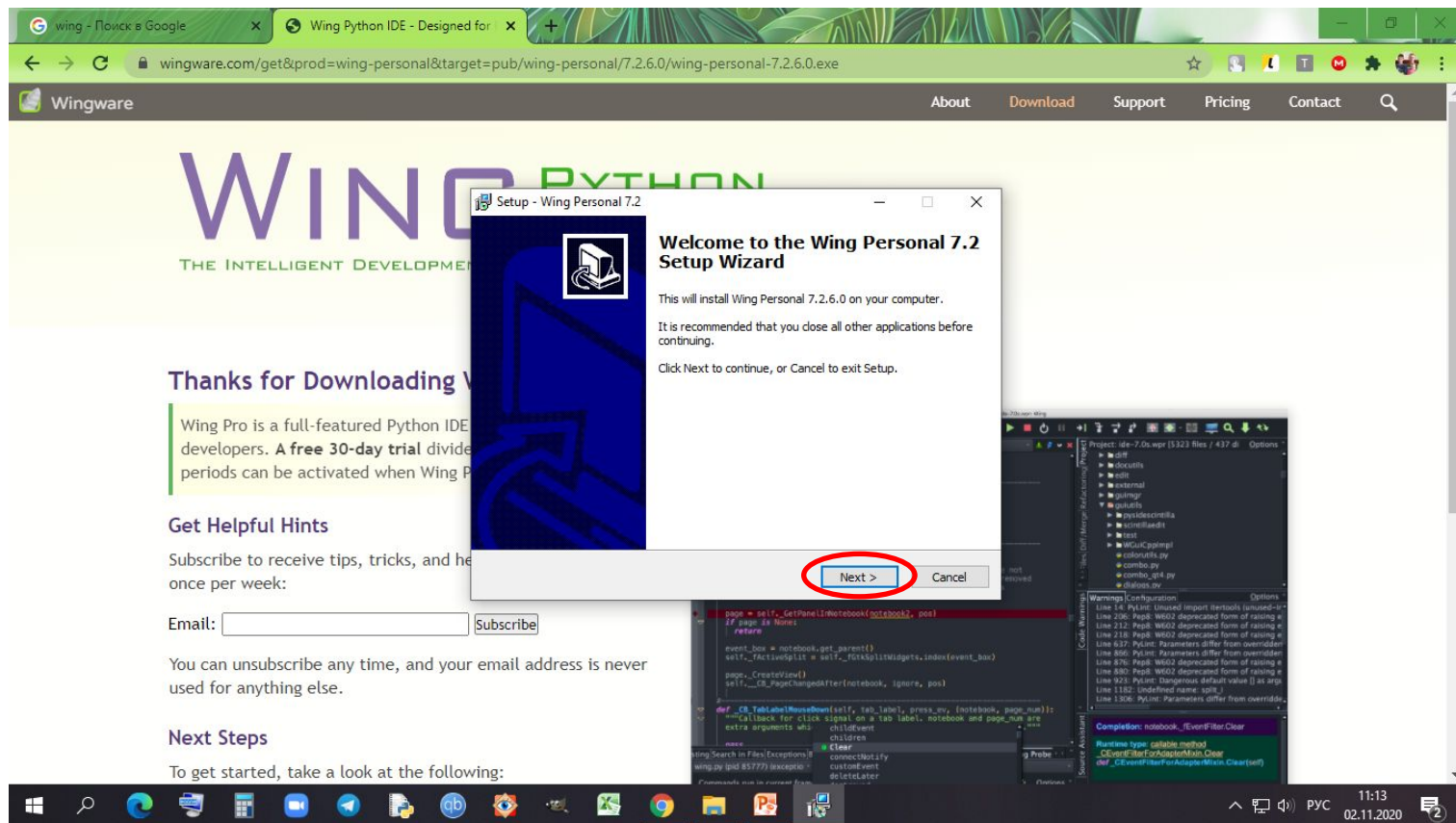
Email:

You can unsubscribe any time, and your email address is never used for anything else.

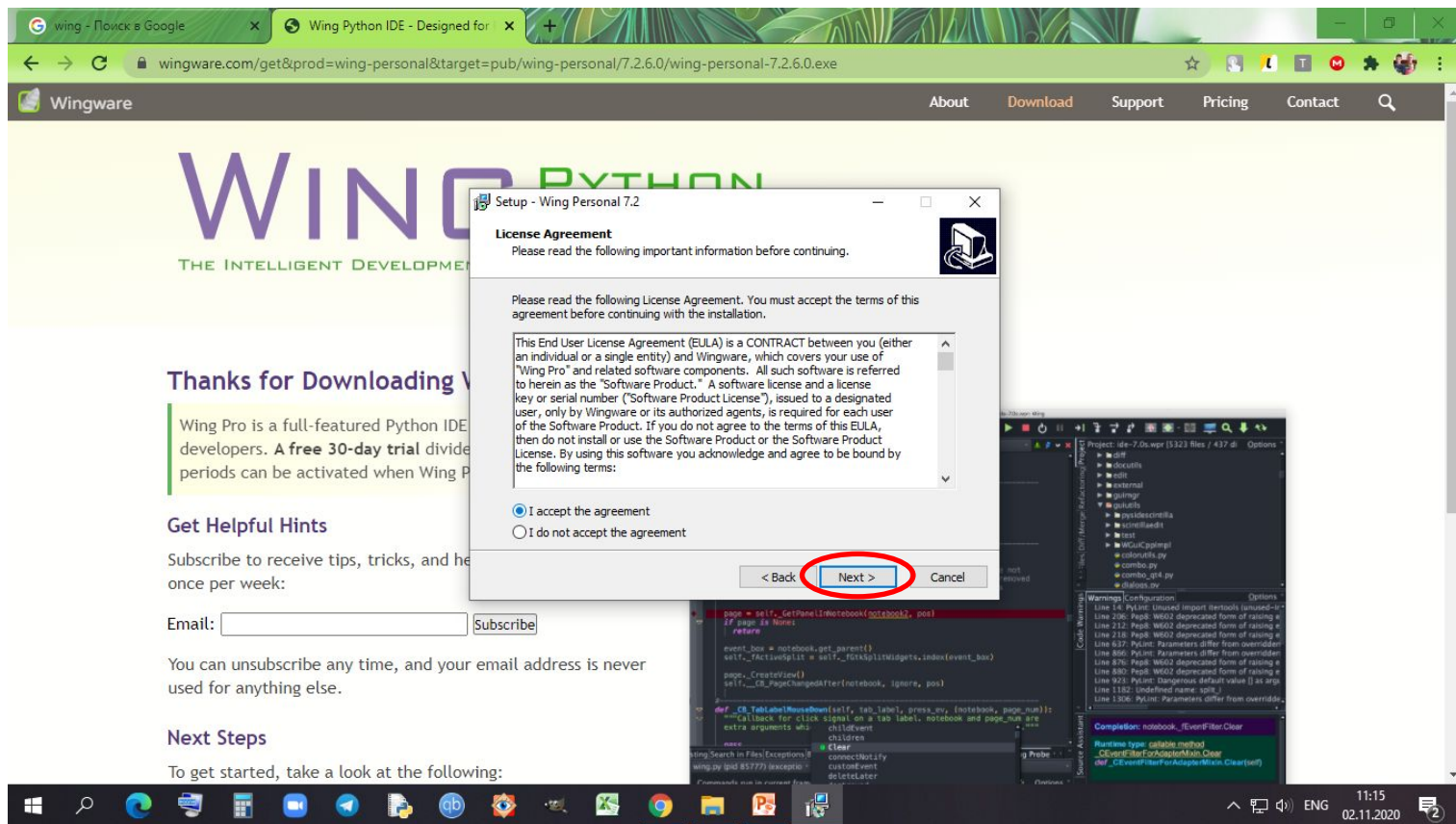
wing-personal-7.2.....exe

Покать все

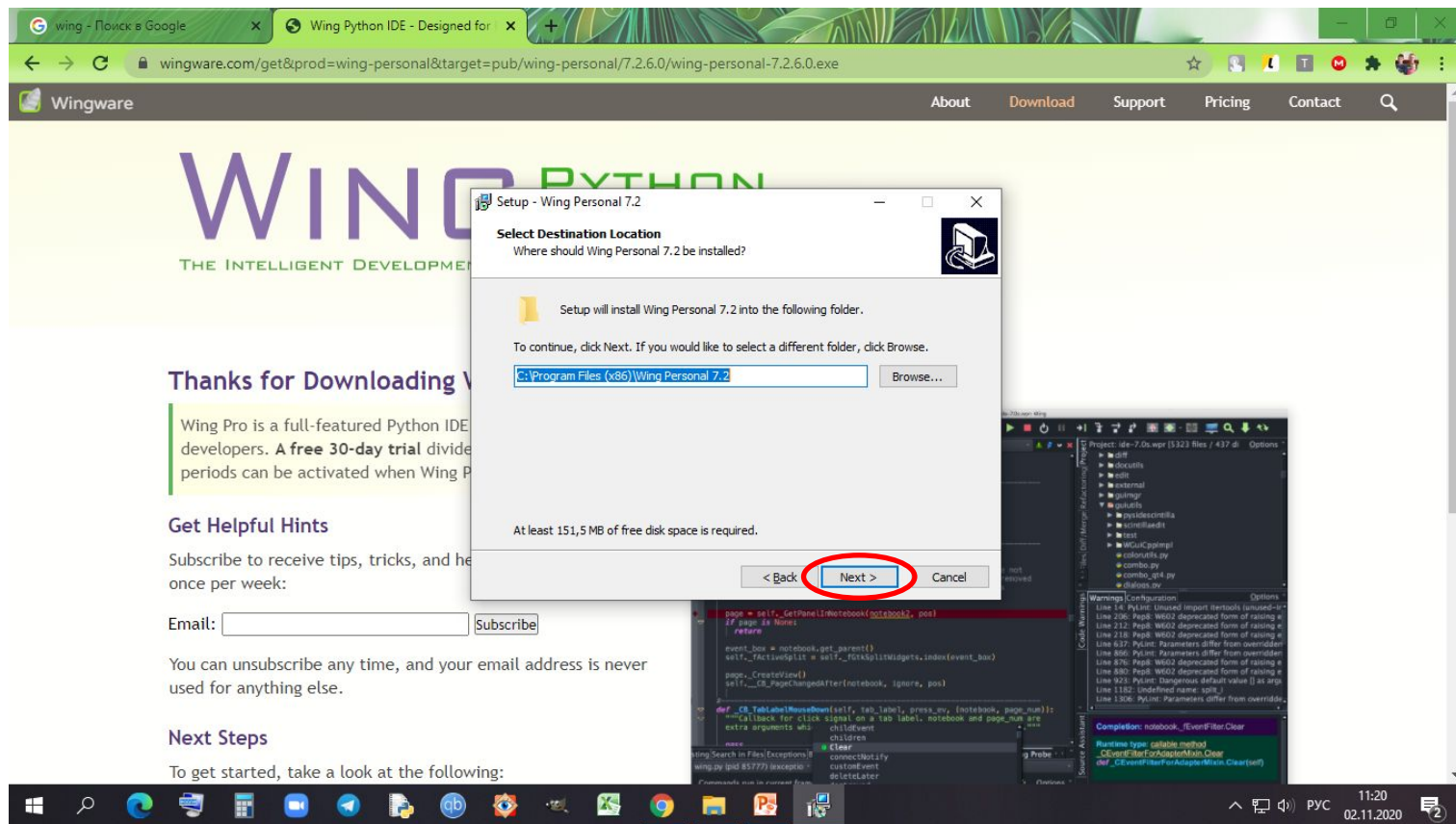
Нажать кнопку **Next** и начать установку пакета программ



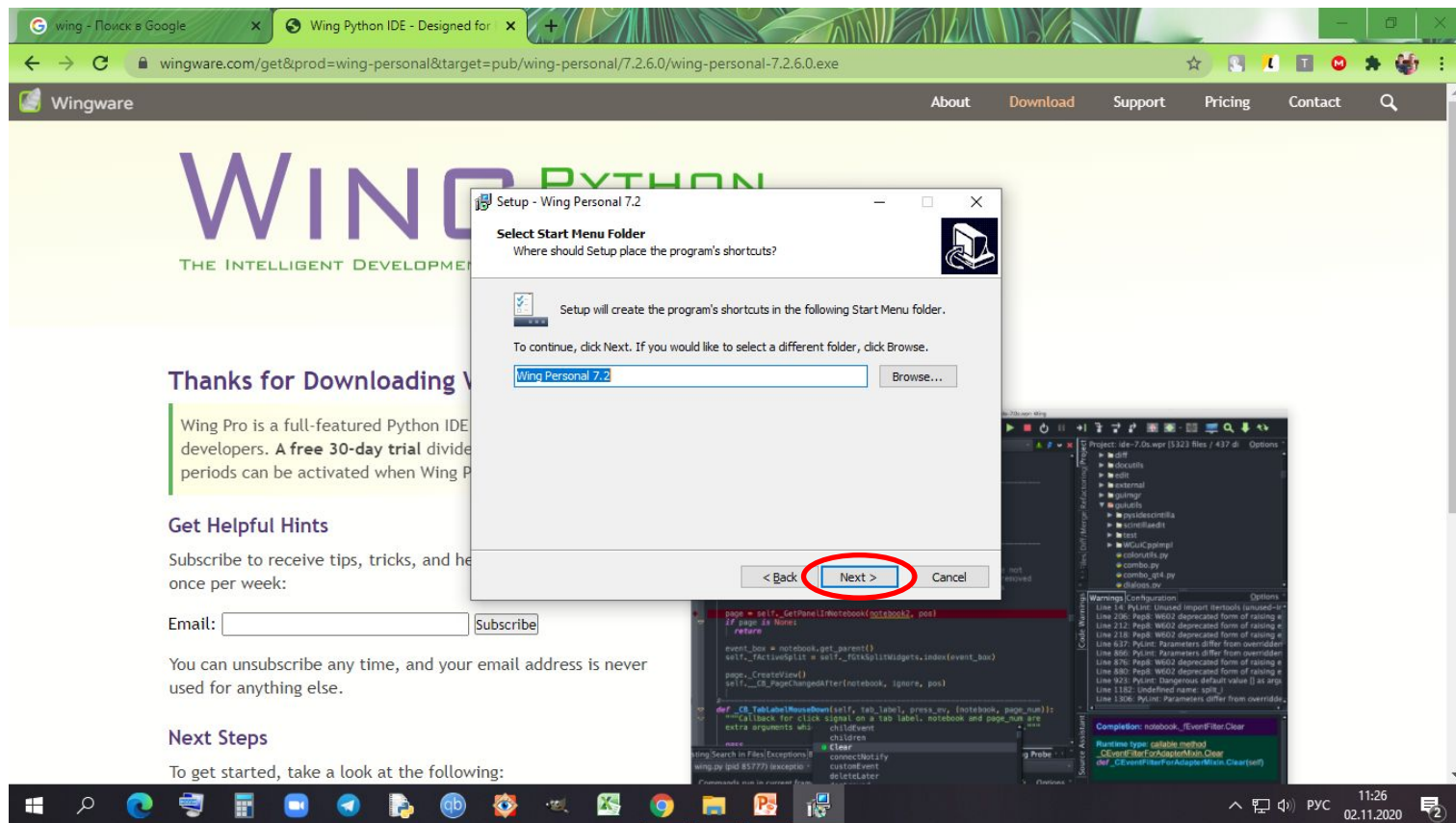
Выбрать **I accept the agreement** и нажать кнопку **Next**



Нажать кнопку Next

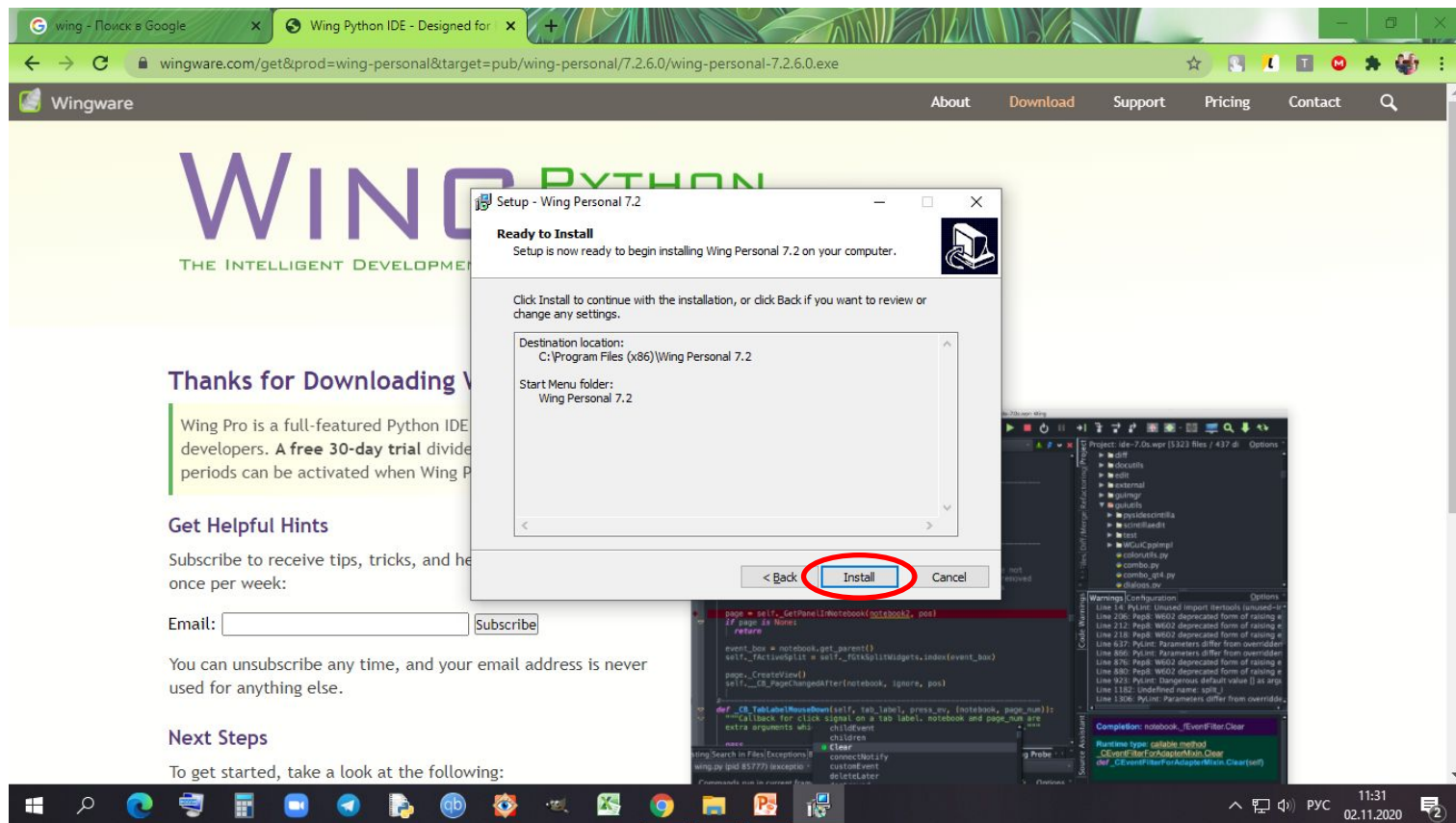


Нажать кнопку Next



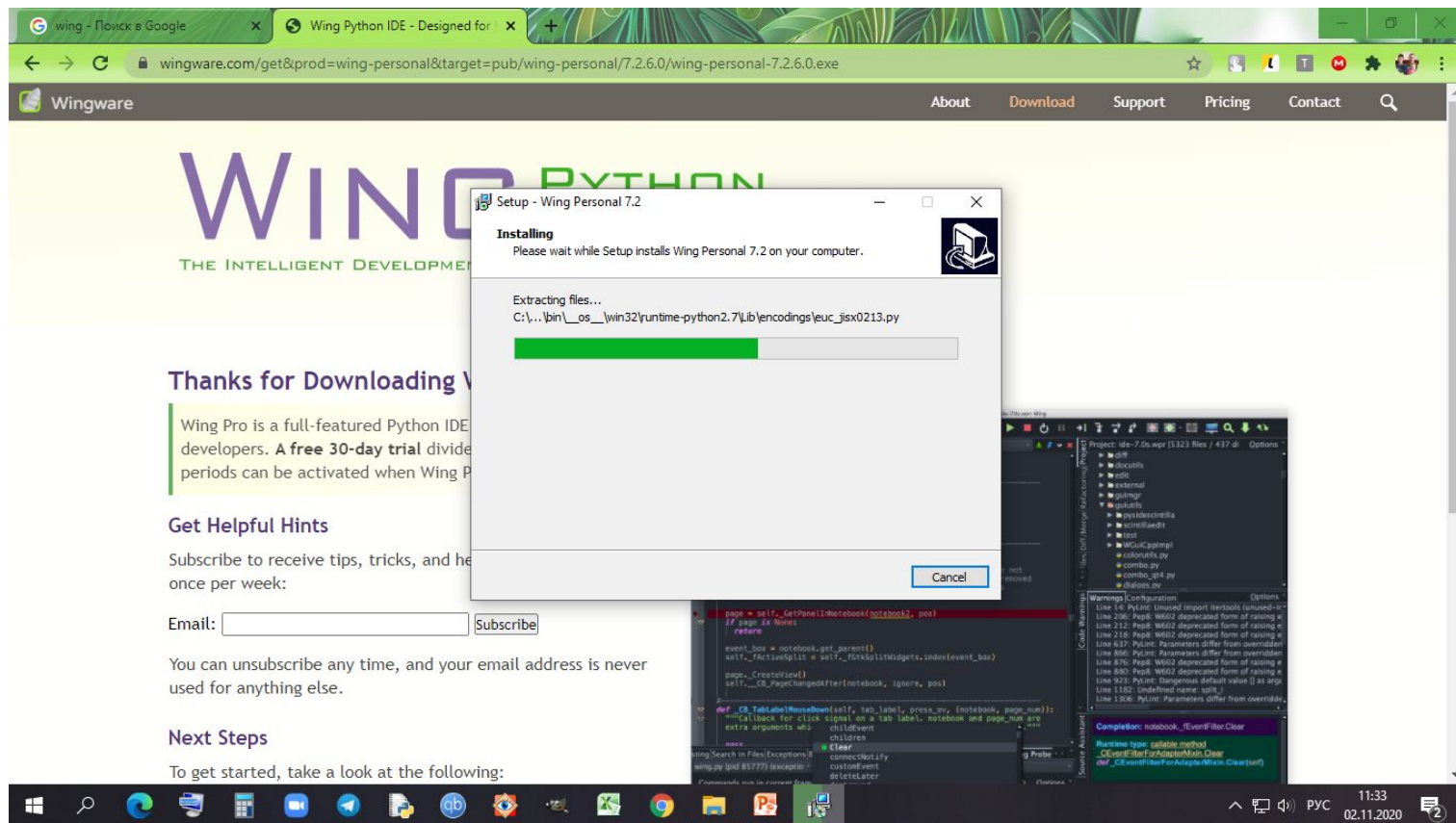


# Нажать кнопку Install

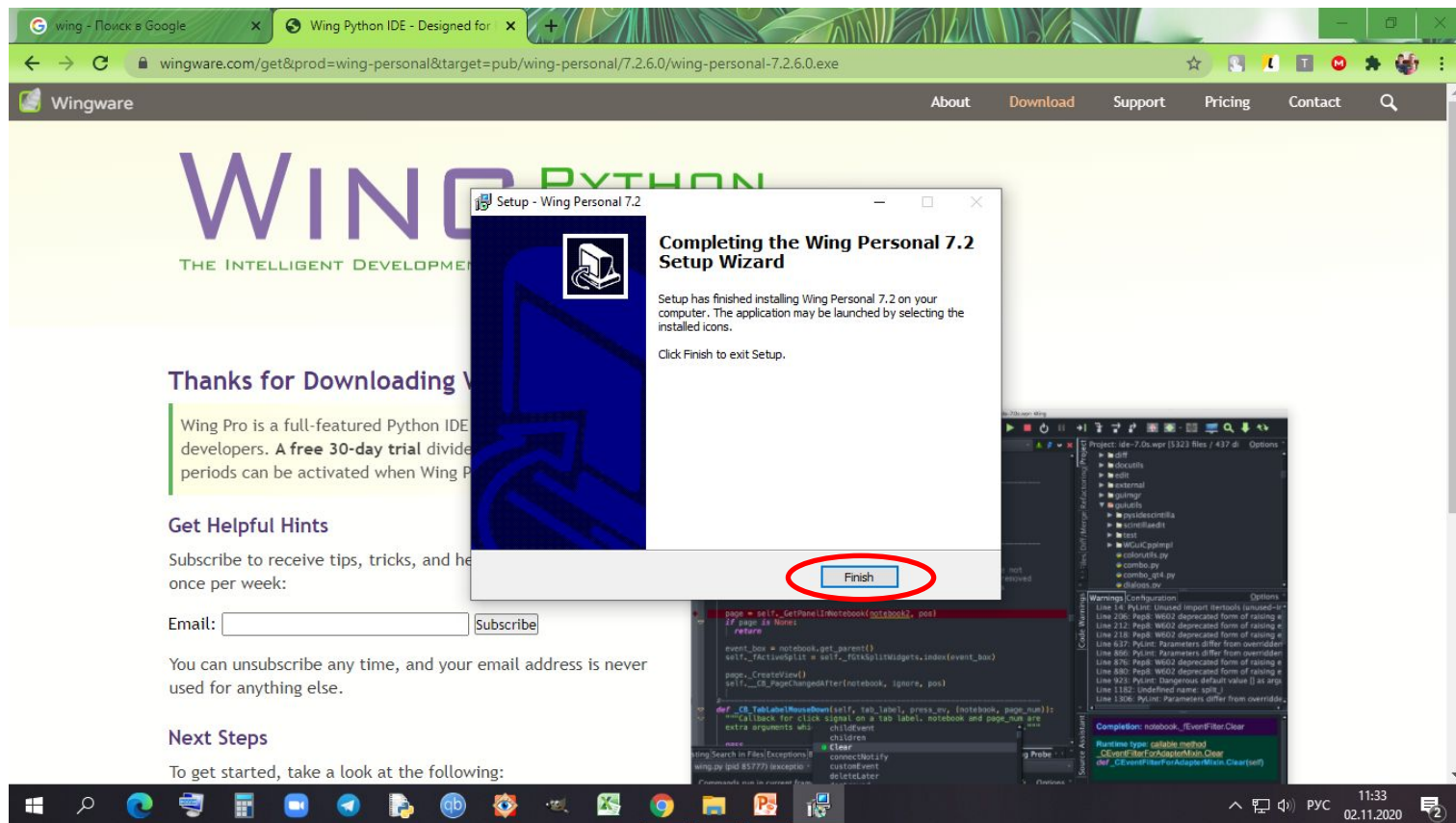




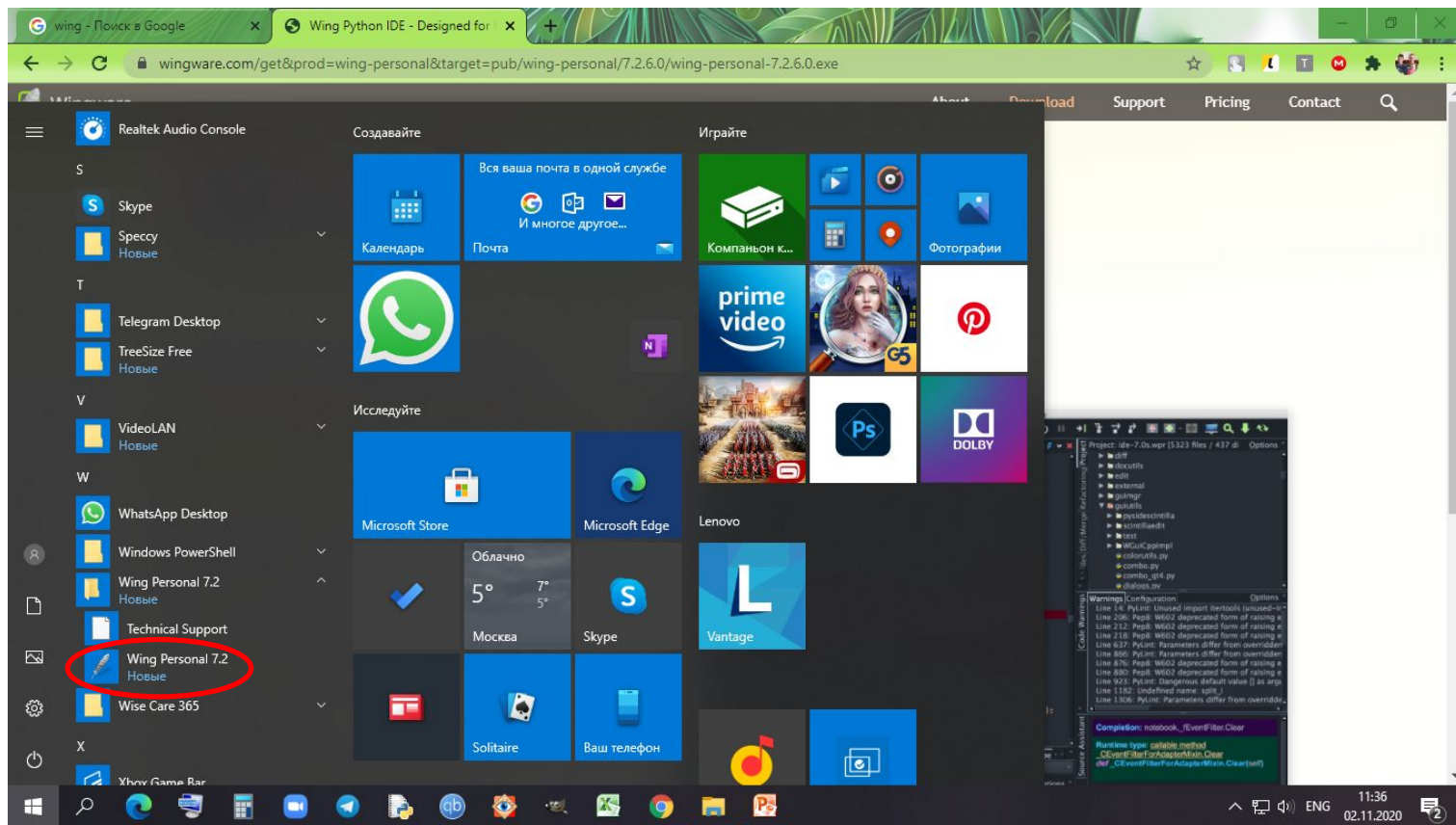
# Дождаться окончания установки



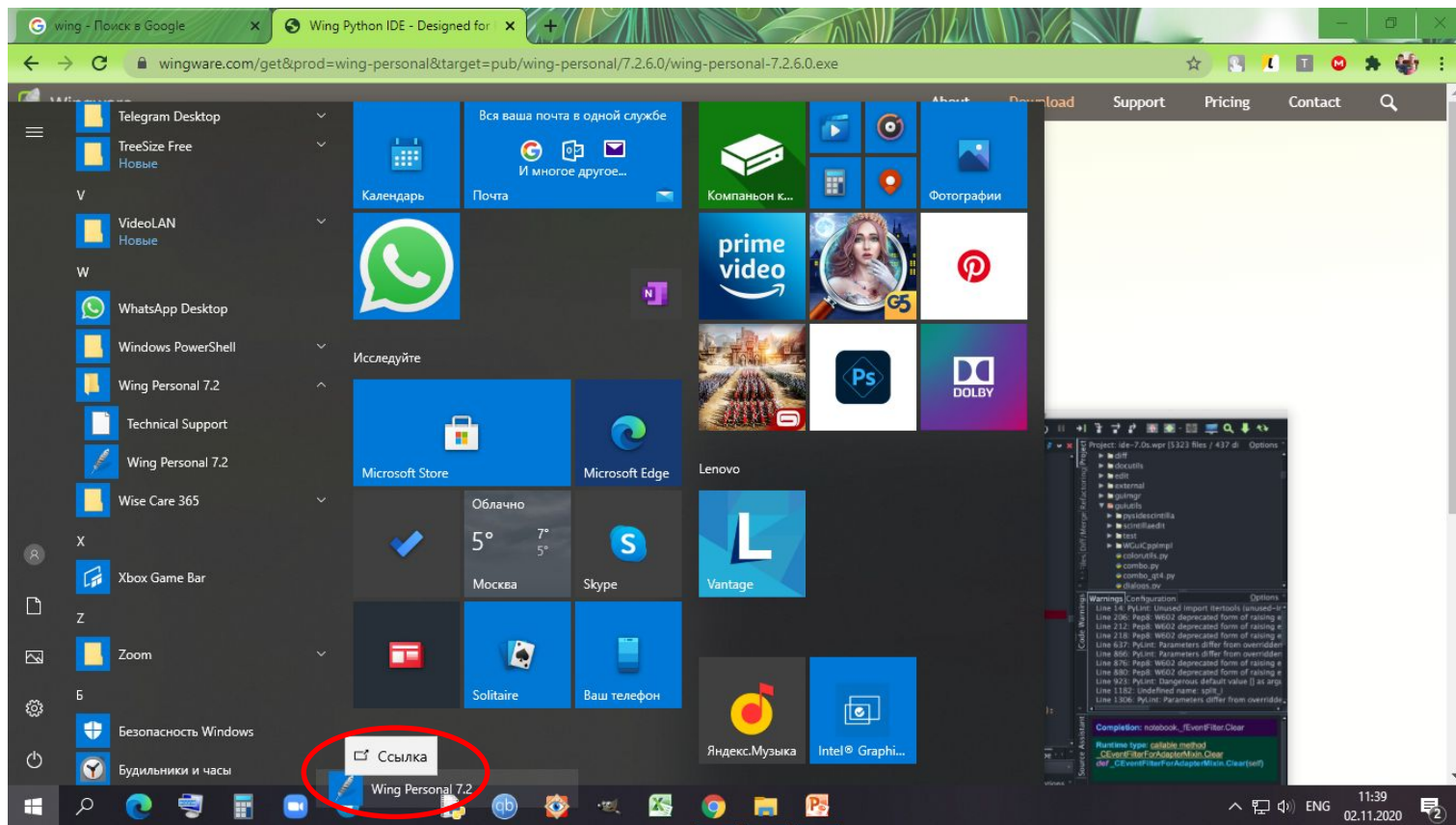
По окончании установки нажать кнопку **Finish**. Установка завершена



## В меню Windows появился раздел Wing Personal 7.2 с программой Wing Personal 7.2



При желании можно перетащить ярлык Wing Personal 7.2 на панель задач



# Теперь запуск Wing Personal 7.2 возможен и через ярлык на панели задач



## Thanks for Downloading Wing!

Wing Pro is a full-featured Python IDE for professional developers. A **free 30-day trial** divided into three 10-day periods can be activated when Wing Pro is launched.

## Get Helpful Hints

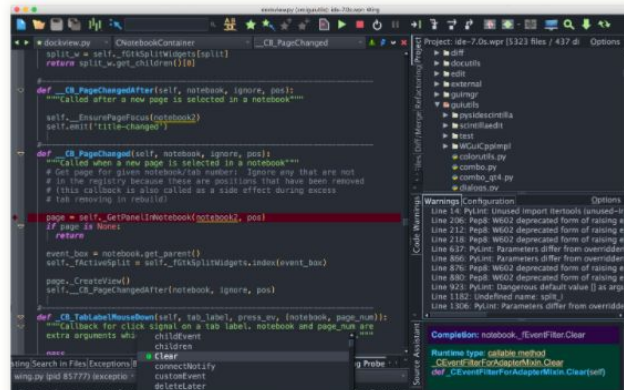
Subscribe to receive tips, tricks, and helpful hints for Wing about once per week:

Email:

You can unsubscribe any time, and your email address is never used for anything else.

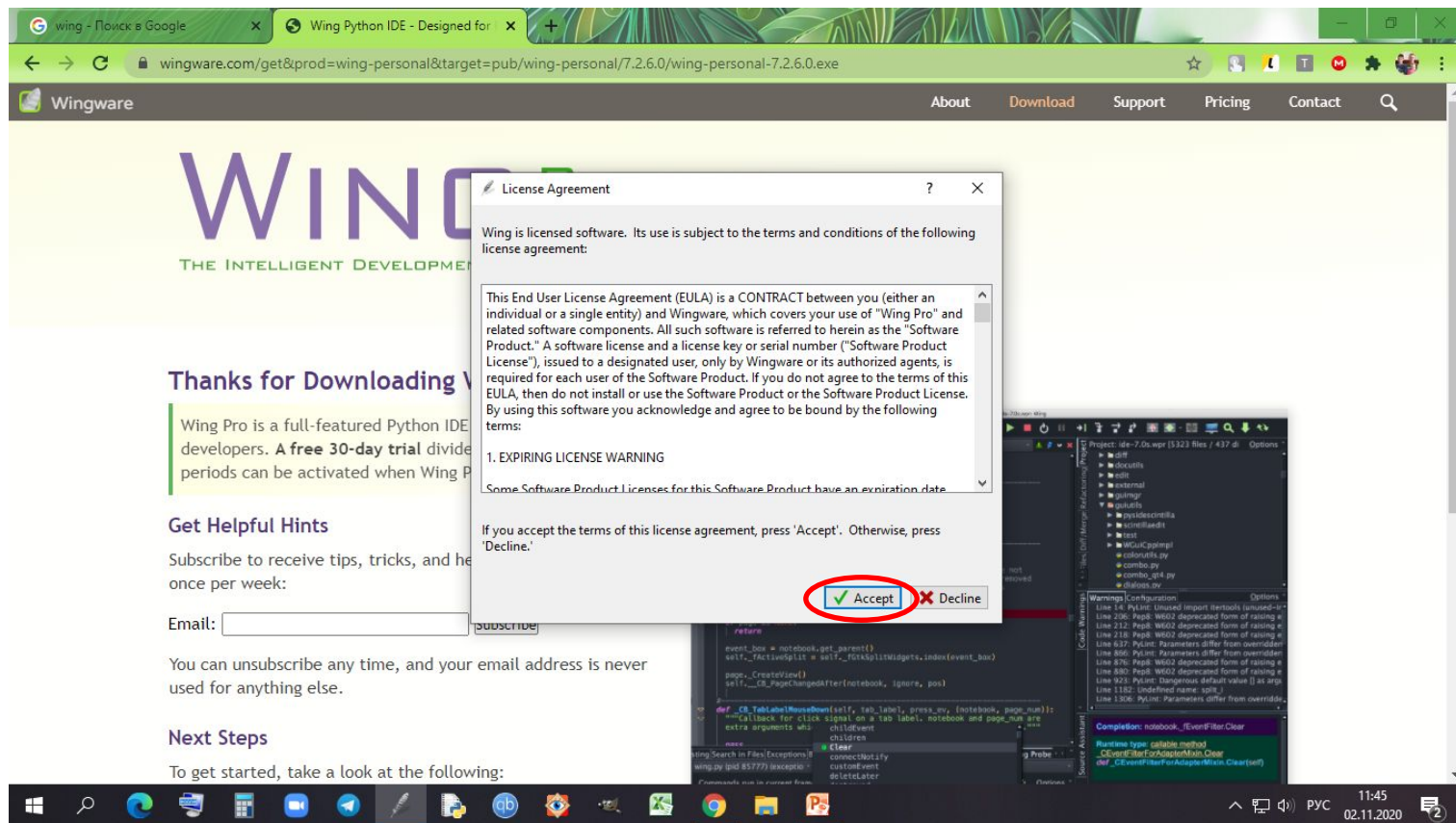
## Next Steps

To get started, take a look at the following:



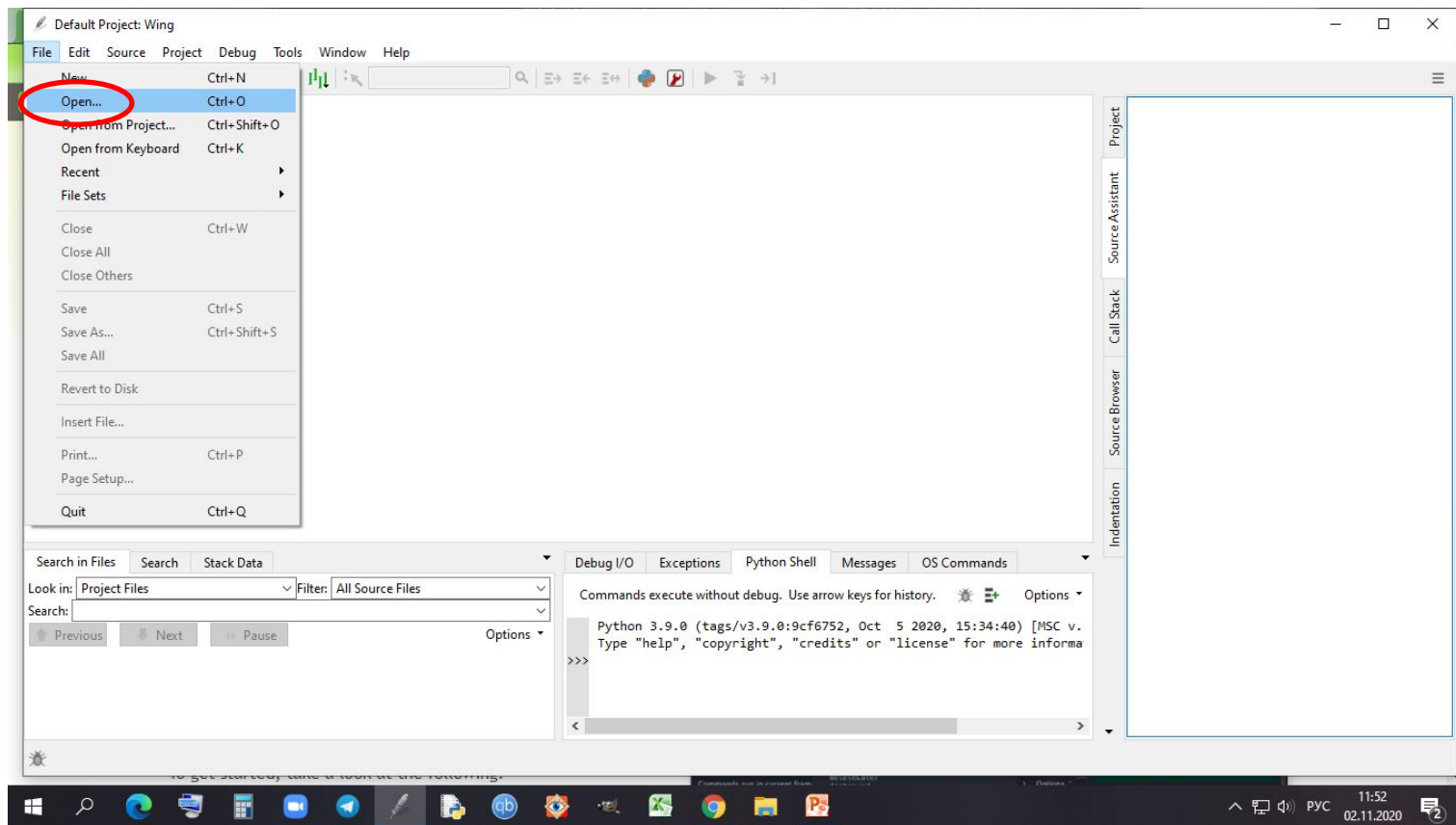


При первом запуске Wing Personal 7.2 нажать кнопку Accept





Дождаться запуска приложения, нажать **File -> New** или загрузить нужный файл



Для корректной работы с кириллицей необходима установка кодировки Unicode (UTF-8).

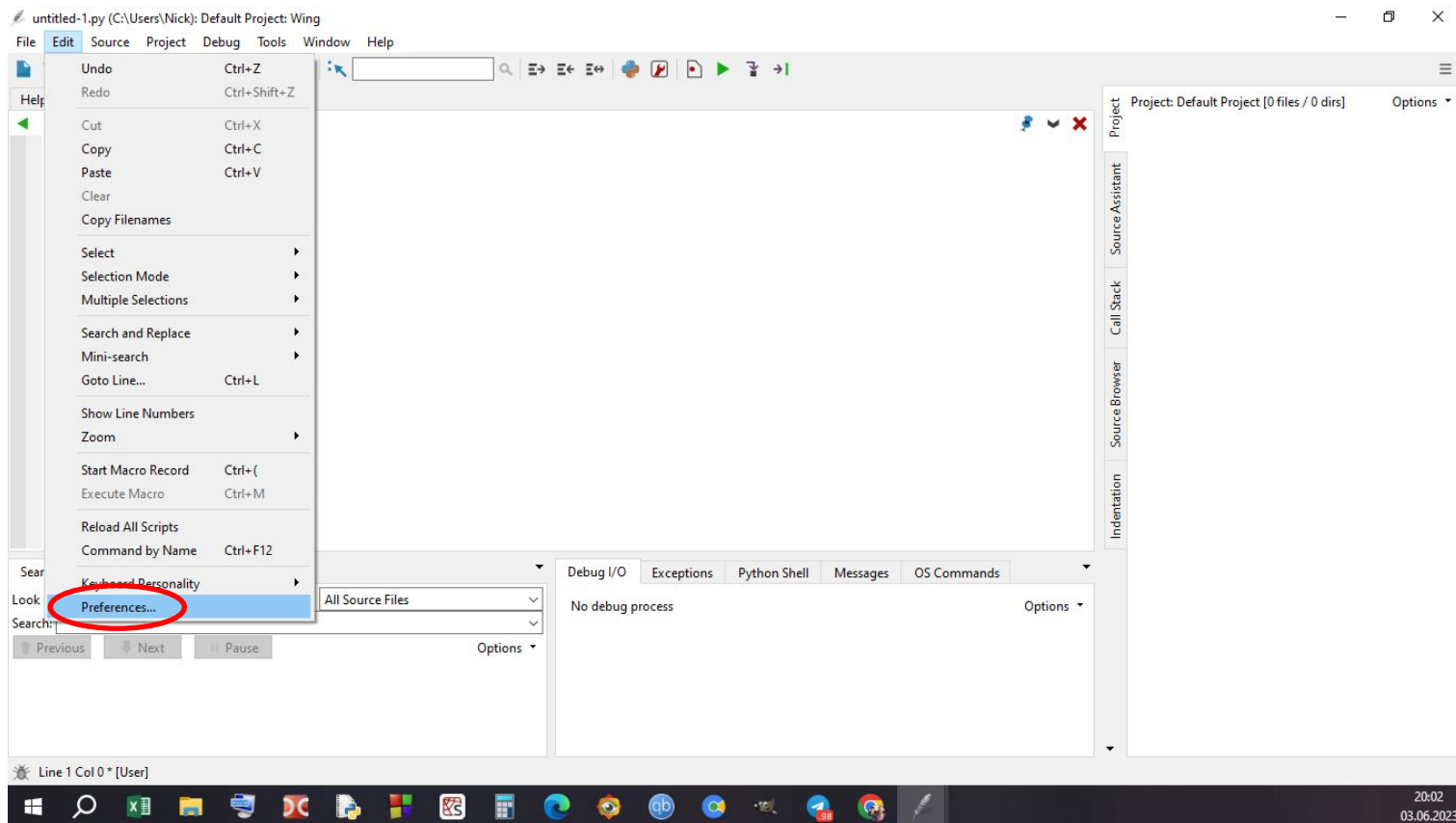
Настройка кодировки осуществляется в четырех местах:

1. **Edit -> Preferences -> Debugger -> I/O -> Debug I/O Encoding,**
2. **Edit -> Preferences -> Debugger -> I/O -> Shell Encoding,**
3. **Edit -> Preferences -> Files -> Default Encoding,**
4. **Project -> Project Properties... -> Options -> Default File Encoding.**

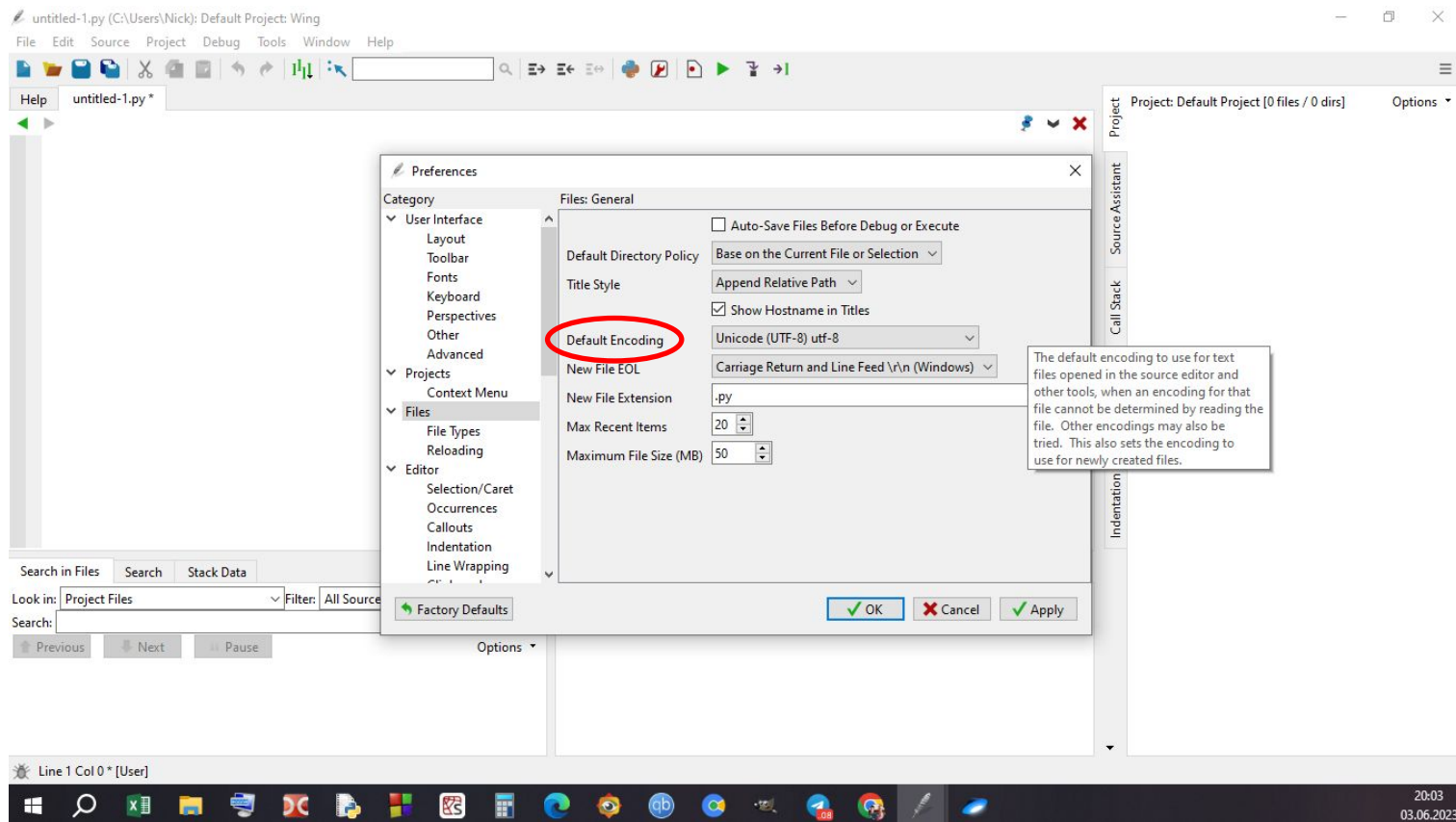
При возникновении проблем требуется выбрать значение **Unicode (UTF-8) utf-8**.

После изменения настроек перезапустить **Wing**.

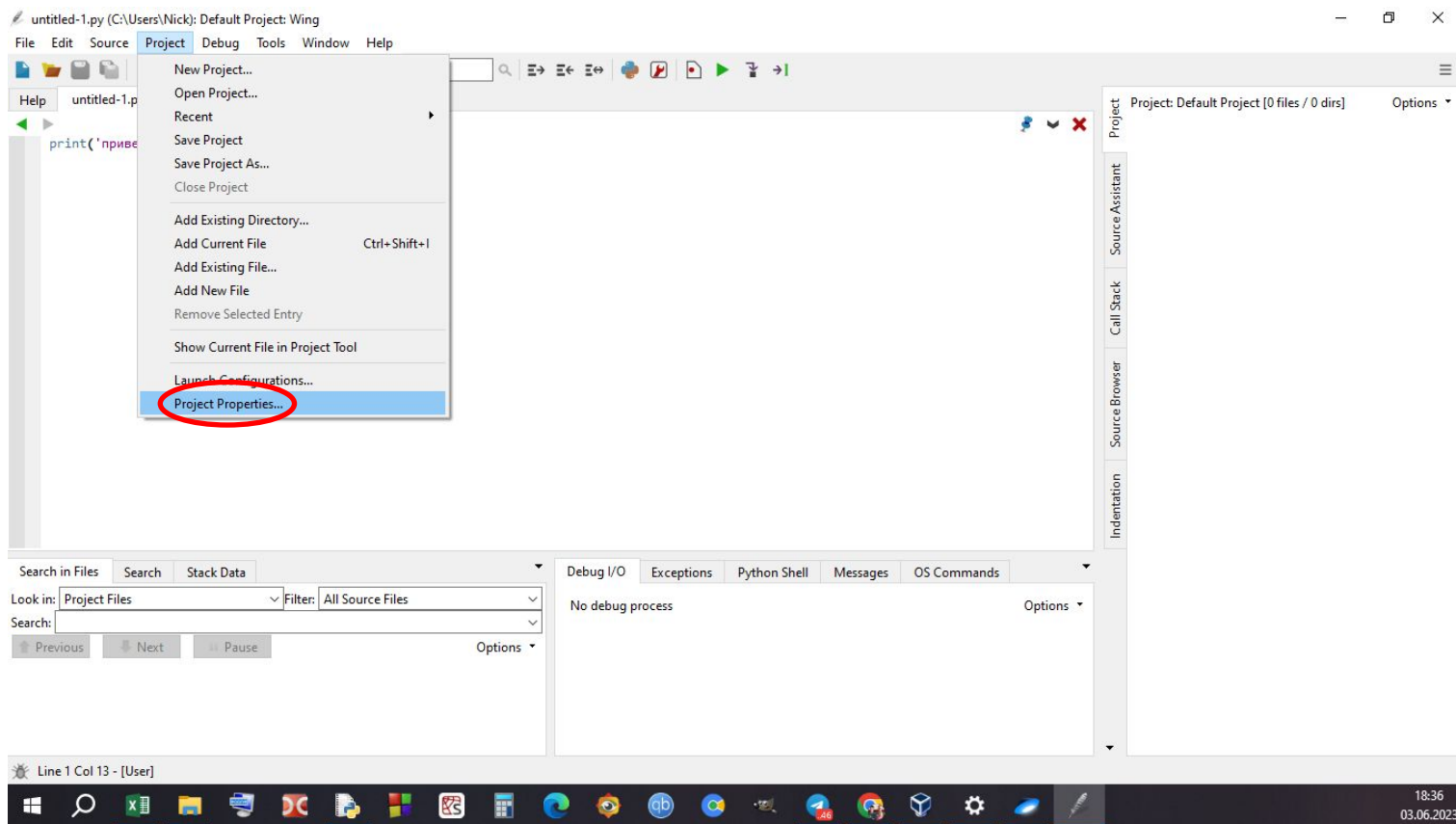
Для установки кодировки нажать **Edit -> Preferences... -> Files -> Default Encoding**



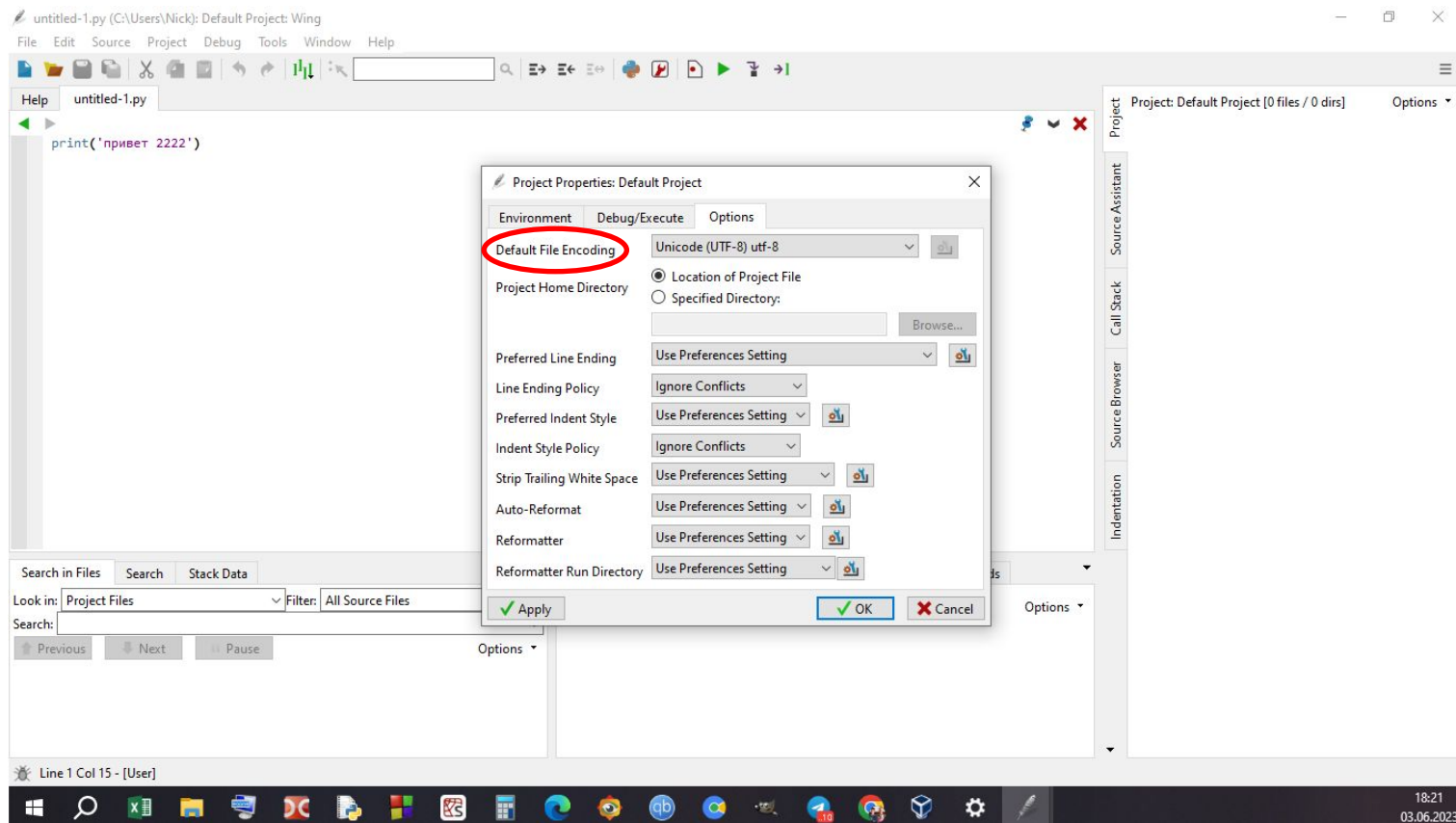
Выбрать значение Unicode (UTF-8) utf-8, нажать кнопку Ok



## Нажать Project -> Project Properties... -> Options -> Default File Encoding



Выбрать значение Unicode (UTF-8) utf-8, нажать кнопку Ok





Можно приступать к работе. Успехов!

